



Coleus: Optimizing Phosphorus

M. Seth Ballance, Patrick Veazie & Brian E. Whipker, North Carolina St. Univ.
Kristin Hicks, North Carolina Dept. Ag. & Consumer Services
W. Garrett Owen, University of Kentucky

January 2022, #2022.01

Coleus (*Plectranthus scutellarioides*) is a popular herbaceous annual that people grow for its wide variety of colors. Coleus cultivars also vary from one another in growth that forms to fit both full to partly sunny environments. Several companies offer a wide array of excellent cultivars.

When plants receive inadequate P fertility, growth can range from being compact to stunted. Earlier research conducted by Dr. Paul Nelson at NC State University laid the foundation for a low P fertilization strategy in floriculture production (Nelson et al., 2002). His research determined that P had the greatest impact on internode stretch of annual plugs and not ammoniacal-nitrogen. His work promoted the concept of limiting P applications to avoid excessive internode stretch in plugs (Fig 1).

A concern today is the over application of phosphorus (P) and the environmental effects of over application in a time of diminishing supply. In addition, excessive P results in plant stretch and other NC State University researchers have reported that for many species only 5 to 15 ppm of P is needed for healthy growth (Henry et al., 2017). Plants tend to visibly respond to the amount of P being applied and it is easy to chart the overall growth. One way to combat this is by utilizing an optimum rate for specific plants.

Summary of Findings

- Coleus growth was maximized with 14 to 15 ppm P.
- Rates higher than 15 ppm P did not result in more growth, therefore the economic cost of applying higher rates is not justified.
- Rates between 5 to 13 ppm will result in smaller sized plants and can be used as an alternative to plant growth regulator applications.



Supported by

Coleus Breeders/Suppliers:
Ball Horticulture, Danziger,
Dümmen Orange, North Carolina
Farms, Proven Winners, Sakata, and
Terra Nova

Project Support:
American Floral Endowment

Growing Support:
Aquatrols, Fine Americas, Jack's,
Oldcastle, and Sungro.

Coleus Project Supporters



fine






Figure 1. Utilizing a low phosphorus strategy on plugs for compactness. Percentages are presented as P_2O_5 as a percentage of the amount of nitrogen (N) provided. (Photo: Paul Nelson)

Coleus' plant growth is highly dependent upon phosphorus levels, which is why we conducted an experiment at North Carolina State University to determine the response to six P fertility rates (2.5, 5, 10, 15, 20, and 40 ppm P) to measure the growth response across two different cultivars. This trial was completed using the cultivars 'Salsa Verde' (Ball Horticulture, West Chicago, IL) (green) and 'Wall Street' (Dummen Orange, Columbus, OH) (orange).

When examining various P fertility rates on coleus, plant height was significantly limited for plants that received a P fertility rate of 2.5, 5, and 10 ppm P (Fig. 2). Thus, we would recommend a higher fertility rate to achieve adequate growth. Plant dry weight and diameter increased linearly on plants that received a P fertility rate of 2.5, 5, and 10 ppm P, but then a diminished rate of plant growth occurred with higher P rates. The growth of the plants




Figure 2. Growth response to phosphorus rates in "Wall Street."



plateaued. When data was subjected to nonlinear regression, 'Wall Street' plants exhibited a plateau point (X_o) at 14.72 ppm P, and 'Salsa Verde' exhibited an X_o of 13.94 ppm P in regards to growth index (GI) (which takes into account plant height, plant diameter, and shoot dry weight) (Fig. 3).

There are other reasons that phosphorus deficiency can occur even when there is an adequate amount of P being supplied by the fertilizer. Cold, wet, and drought conditions can lead to plants exhibiting signs of deficiency. Often those conditions lead to other deficiencies which in turn effect P uptake by the plant. Other plant health issues such as root rot can lead to deficiency within a plant. Regardless of what is causing the deficiency, the plants will still exhibit the same symptoms as a lack of applied phosphorus. It is important to take note of all the available information before deciding that there should be an increase in applied phosphorus.

Reducing phosphorus fertilization rates can have many benefits for growers such as reducing expenses on fertilizer and runoff. Decreasing

applied P rates lowers the chance of runoff which has a negative effect to water quality and leads to eutrophication in larger bodies of water. Another benefit is compact growth due to lower phosphorus fertilization. This allows for an increase in available space, if managed correctly, during both growth and shipment. Many consumers also prefer to buy plants that appear more compact.

References

Henry, J.B. 2017. Beneficial and adverse effects of low phosphorus fertilization of floriculture species. NC State University M.S. thesis. <https://repository.lib.ncsu.edu/handle/1840.20/33600>

Nelson, P.V., C.Y. Song, and J.S. Huang. 2002. What really causes stretch? Greenhouse Product News. <https://gpnmag.com/article/what-really-causes-stretch/>




Figure 3. Impact of phosphorus (P) fertility rate on growth index by nonlinear regression. 'Wall Street' growth increased with P rate up to the almost 15 ppm P ($X_o = 14.72$ ppm P), which is indicated by the linear trend above that point.



e-GRO Alert

www.e-gro.org

CONTRIBUTORS

Dr. Nora Catlin
Floriculture Specialist
Cornell Cooperative Extension
Suffolk County
nora_catlin@cornell.edu

Dr. Chris Currey
Assistant Professor of Floriculture
Iowa State University
ccurrey@iastate.edu

Dr. Ryan Dickson
Greenhouse Horticulture and
Controlled-Environment Agriculture
University of Arkansas
ryand@uark.edu

Thomas Ford
Commercial Horticulture Educator
Penn State Extension
tf7@psu.edu

Dan Gilrein
Entomology Specialist
Cornell Cooperative Extension
Suffolk County
dog1@cornell.edu

Dr. Joyce Latimer
Floriculture Extension & Research
Virginia Tech
jlatime@vt.edu

Heidi Lindberg
Floriculture Extension Educator
Michigan State University
wolleage@anr.msu.edu

Dr. Roberto Lopez
Floriculture Extension & Research
Michigan State University
rlopez@msu.edu

Dr. Neil Mattson
Greenhouse Research & Extension
Cornell University
neil.mattson@cornell.edu

Dr. W. Garrett Owen
Greenhouse Extension & Research
University of Kentucky
wgowen@ukv.edu

Dr. Rosa E. Raudales
Greenhouse Extension Specialist
University of Connecticut
rosa.raudales@uconn.edu

Dr. Beth Scheckelhoff
Extension Educator - Greenhouse Systems
The Ohio State University
scheckelhoff.11@osu.edu

Dr. Ariana Torres-Bravo
Horticulture/ Ag. Economics
Purdue University
torres2@purdue.edu

Dr. Brian Whipker
Floriculture Extension & Research
NC State University
bwhipker@ncsu.edu

Dr. Jean Williams-Woodward
Ornamental Extension Plant Pathologist
University of Georgia
jwoodwar@uga.edu

Copyright © 2022

Where trade names, proprietary products, or specific equipment are listed, no discrimination is intended and no endorsement, guarantee or warranty is implied by the authors, universities or associations.

Cooperating Universities



**Cornell Cooperative Extension
Suffolk County**

IOWA STATE UNIVERSITY



PennState Extension



**MICHIGAN STATE
UNIVERSITY**

UCONN



**College of Agricultural &
Environmental Sciences
UNIVERSITY OF GEORGIA**



**THE OHIO STATE
UNIVERSITY**



In cooperation with our local and state greenhouse organizations



Metro Detroit Flower Growers Association

